



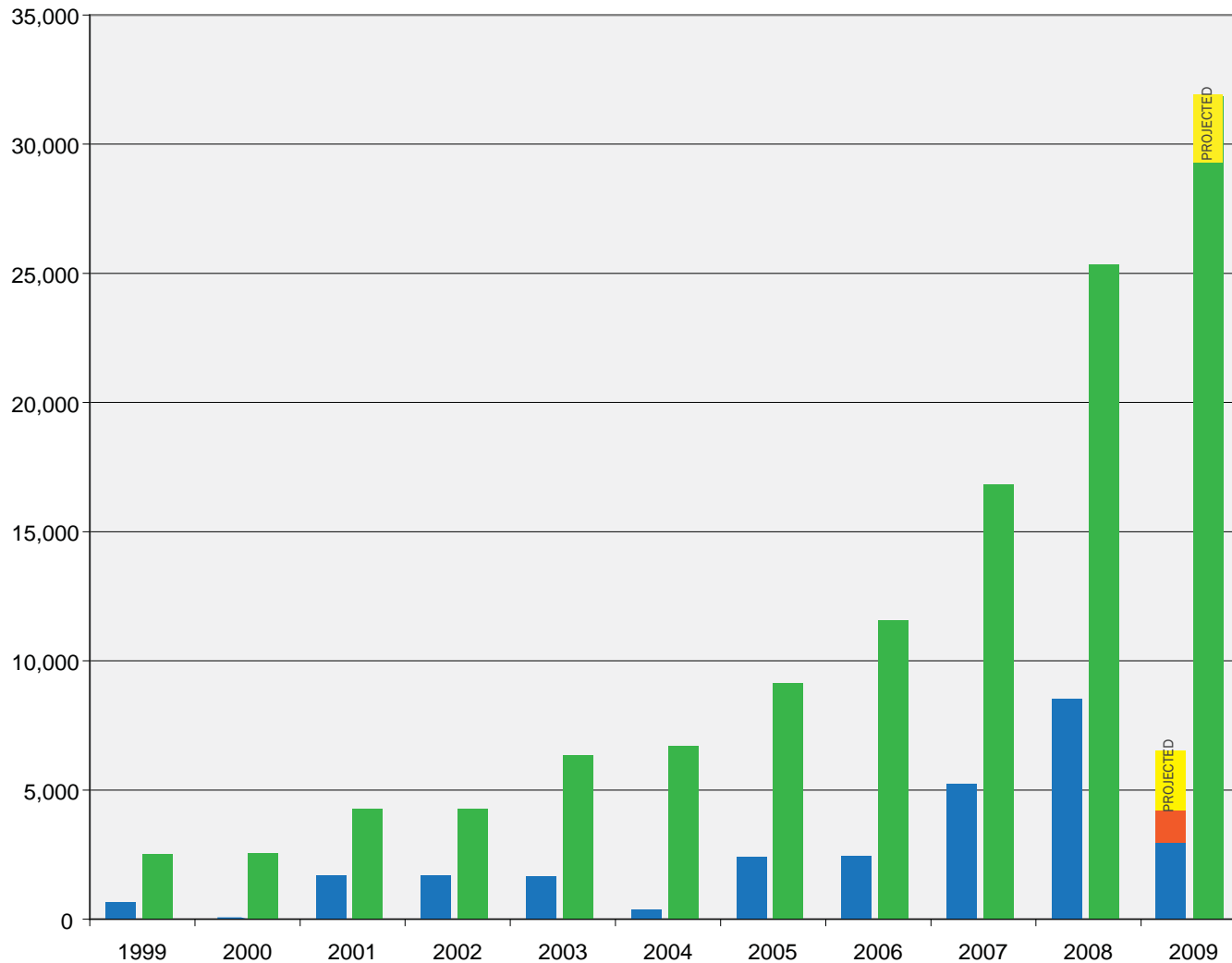
AWEA 2nd Quarter 2009 Market Report

July 2009

The U.S. wind industry installed over 1,200 MW of new wind capacity in the second quarter of the year, bringing the total installed capacity in the U.S. to over 29,400 MW overall. Some 5,000 MW more are under construction for completion this year or next year.



U.S. Wind Installation Growth



Project Numbers Brightening

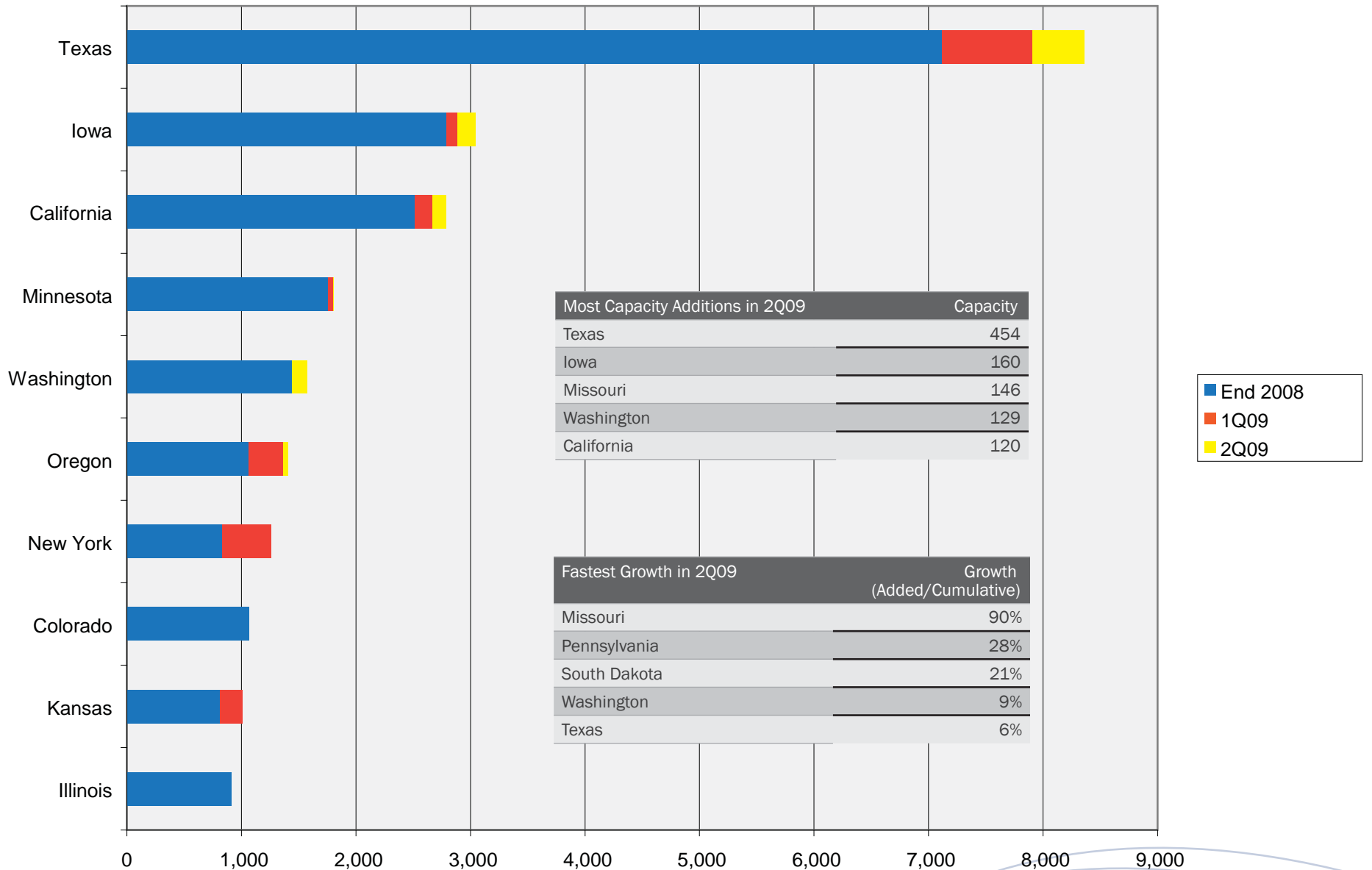
The wind energy industry completed a total of 1,210 MW in the second quarter of 2009. The industry had previously commissioned 2,860 MW in the first quarter of 2009. That brings the U.S. cumulative installed wind power capacity to 29,440 MW.

The new projects added in 2Q09 will be able to generate enough new electricity to power the equivalent of 350,000 average American homes.

Over 5,000 MW of new projects are under construction for completion either in the second half of 2009 or in 2010.

- Capacity Additions (through 1Q09)
- Additions 2Q09
- Projected Installations
- Cumulative Capacity

Wind Project Installations by State (Top Ten States)



Installed Capacity by State (in MW)

State Facts

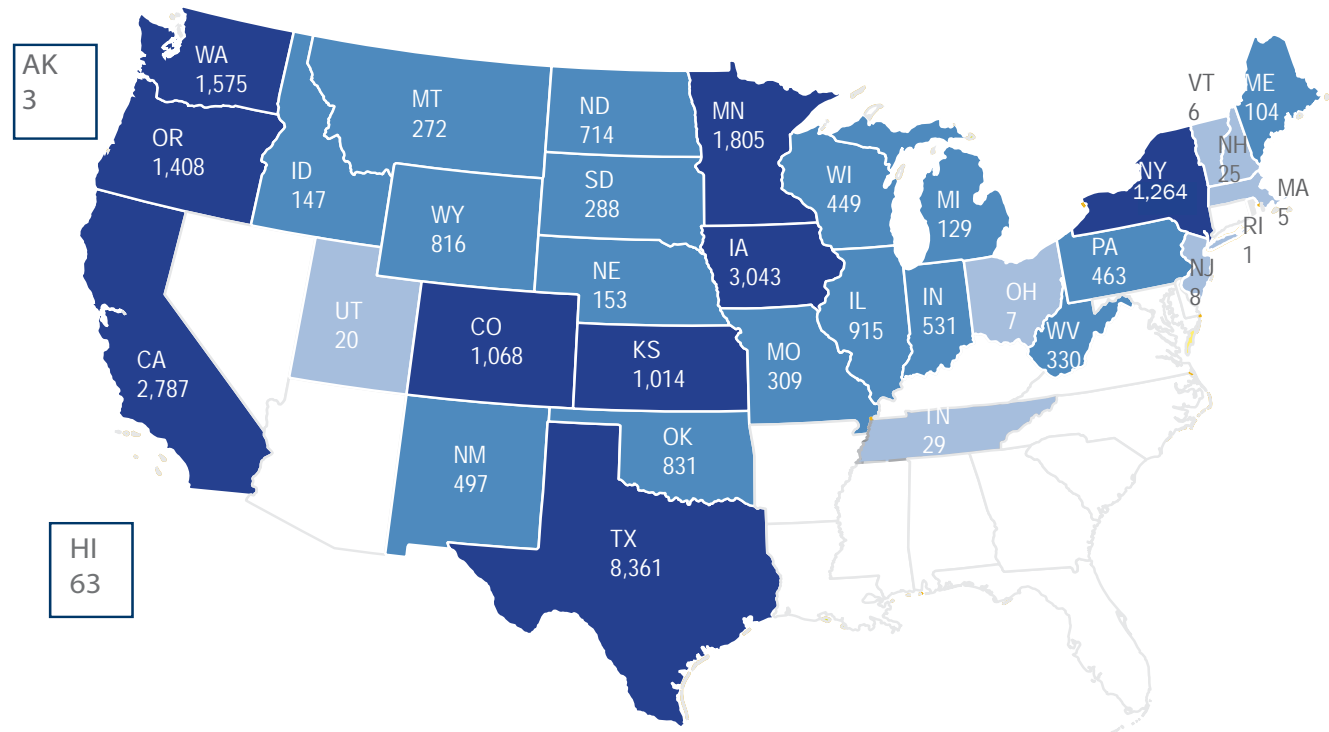
Texas again gains the largest amount of new capacity bringing the state past the 8-GW mark.

Iowa passed the 3-GW mark with 160 MW of new capacity in the second quarter. It now has a total of 3,043 MW installed, consolidating its position as #2, behind Texas and ahead of California.

The state posting the fastest growth in the 2nd quarter was Missouri, where wind power installations expanded by 90%.

Kansas moved into the "Gigawatt Club" in the 1st quarter of 2009. Nine states now have more than 1,000 MW of wind power capacity installed.

There are now utility-scale wind power installations in 35 states.



Wind Industry Manufacturing Facilities Online, Announced or Expanded in 2009

New Facilities Online in 2009				
Tower Tech Systems	Abilene	TX	1Q09	towers
Mariah Power	Manistee	MI	2Q09	small turbines
Danotek	Canton	MI	2Q09	generators
Nordic Windpower	Pocatello	ID	2Q09	turbines
New Facilities Announced in 2009				
Creative Foam Corp.	Longmont	CO	1Q09	blade materials
Great Lakes Towers	Monroe	MI	1Q09	towers
Zarges Aluminum Systems	Amarillo	TX	1Q09	towers
SUREnergy	Port Clinton	OH	2Q09	small turbines
Energy Composites Corp.	Wisconsin Rapids	WI	2Q09	blades
Aeronautica Windpower	(location not announced)		2Q09	small turbines
Siemens	Hutchinson	KS	2Q09	turbines
EMA Electromecanica	Sweetwater	TX	2Q09	electrical components
Windtronics	Muskegon	MI	2Q09	small turbines
Continental Wind Power	Santa Paula	CA	2Q09	turbines
GE Energy	Detroit (Van Buren)	MI	2Q09	R&D facility
Facilities Expanding in 2009				
Kalt Manufacturing	North Ridgeville	OH	1Q09	components
Edco, Inc.	Toledo	OH	2Q09	components
Affordable Green Energy	Essexville	MI	2Q09	small turbines
Bay Composites	Essexville	MI	2Q09	small turbine components
FAG Bearings	Joplin	MO	2Q09	bearings

New Wind Power Projects, completed through the end of June 2009

Table 1 lists new wind power projects that have been brought on-line and commissioned in the second quarter of this year, as reported to AWEA by its project developer and manufacturer member companies. As long as project is producing power, project commissioning date is at discretion of project owner. Results are preliminary.

State	Project Name	Capacity (in MW)	Number of Turbines	Turbine Rating (in MW)	Turbine Manufacturer	Project Developer	Power Purchaser
Total Cumulative Installed		29,440	> 30,000				
Q2 2009		1,210	627				
CA	Pine Tree Wind Farm	120	80	1.5	GE Energy	LA Department of Water & Power	LA Department of Water & Power
IA	Barton	160	80	2	Gamesa	Iberdrola Renewables	NIPSCO
MN	Hilltop	2	2	2		Southwest Wind Consulting	Xcel Energy
MO	Farmers City	146	73	2	Gamesa	Iberdrola Renewables	n/a
OR	Echo 1-7	44.55	27	1.65	Vestas	John Deere Wind	PacifiCorp
PA	Locust Ridge	102	51	2	Gamesa	Iberdrola Renewables	hospital customers
SD	Buffalo Ridge	50.4	24	2.1	Suzlon	Iberdrola Renewables	NIPSCO
TX	Goat, Phase II	69.6	29	2.4	Mitsubishi	Cielo/Edison Mission Group	n/a
TX	JD Wind 8	10	8	1.25	Suzlon	John Deere Wind/DWS	Xcel Energy
TX	JD Wind 11	10	8	1.25	Suzlon	John Deere Wind/DWS	Xcel Energy
TX	Notrees 1A	90.75	55	1.65	Vestas	Duke Energy	n/a
TX	Notrees 1B	60	40	1.5	GE Energy	Duke Energy	n/a
TX	Notrees 1C	1.87	1	1.87	Vestas	Duke Energy	n/a
TX	Penescal	201.6	84	2.4	Mitsubishi	Iberdrola Renewables	76.8 - CPS San Antonio; 50 MW - S. TX Electric Coop; 74.8 - merchant

New Wind Power Projects, completed through the end of June 2009 (continued)

Table 1 lists new wind power projects that have been brought on-line and commissioned in the second quarter of this year, as reported to AWEA by its project developer and manufacturer member companies. As long as project is producing power, project commissioning date is at discretion of project owner. Results are preliminary.

State	Project Name	Capacity (in MW)	Number of Turbines	Turbine Rating (in MW)	Turbine Manufacturer	Project Developer	Power Purchaser
Q2 2009		1,210	627				
TX	Sunray I	10.5	7	1.5	GE Energy	Valero Energy	Xcel Energy
WA	Windy Point - REpower (09)	32	16	2	REpower	Cannon/Tuolumne Wind Project Authority	Turlock Irrigation District
WA	Windy Point - Siemens	96.6	42	2.3	Siemens	Cannon/Tuolumne Wind Project Authority	Turlock Irrigation District
WY	Airforce	2	1	2	Gamesa	Airforce	Airforce

New Wind Power Projects, completed through the end of March 2009

Table 2 lists wind power projects that were brought on-line and commissioned in the first quarter of this year, as reported to AWEA by its project developer and manufacturer member companies. As long as project is producing power, project commissioning date is at discretion of project owner. Results are preliminary.

State	Project Name	Capacity (in MW)	Number of Turbines	Turbine Rating (in MW)	Turbine Manufacturer	Project Developer	Power Purchaser
Q1 2009		2,860	1,634				
CA	Shiloh II	150	75	2	REpower	enXco	PG&E
IA	Iowa Lakes Lakota Wind	10.5	7	1.5	GE Energy	Iowa Lakes Electric Coop	Iowa Lakes Electric Coop
IA	Iowa Lakes Superior Wind	10.5	7	1.5	GE Energy	Iowa Lakes Electric Coop	Iowa Lakes Electric Coop
IA	Pioneer Prairie II (09)	70.95	43	1.65	Vestas	Horizon	Ameren
ID	Cassia	29.4	14	2.1	Suzlon	John Deere Wind	Idaho Power
ID	Mountain Home	42	20	2.1	Suzlon	John Deere Wind	Idaho Power
IN	Fowler Ridge Wind Farm Phase I (Clipper)	100	40	2.5	Clipper	BP Alternative Energy/ Dominion Energy	AEP/Dominion Energy
IN	Fowler Ridge Wind Farm Phase I (Vestas)	300.3	182	1.65	Vestas	BP Alternative Energy/ Dominion Energy	AEP/Dominion Energy
KS	Central Plains	99	33	3	Vestas	Westar	Westar
KS	Flat Ridge Wind Farm	100	40	2.5	Clipper	BP Alternative Energy has 50%	Westar
ME	Stetson Wind	57	38	1.5	GE Energy	First Wind	n/a
MN	Moraine II	49.5	33	1.5	GE Energy	Iberdrola Renewables	Xcel Energy

New Wind Power Projects, completed through the end of March 2009 (continued)

Table 2 lists new wind power projects that were brought on-line and commissioned in the first quarter of this year, as reported to AWEA by its project developer and manufacturer member companies. As long as project is producing power, project commissioning date is at discretion of project owner. Results are preliminary.

Q1 2009		2,860	1,634				
NE	Elkhorn Ridge	81	27	3	Vestas	Edison Mission Group	n/a
NY	Altona	87	58	1.5	GE Energy	Noble Environmental	
NY	Chateaugay	106.5	71	1.5	GE Energy	Noble Environmental	
NY	High Sheldon	112.5	75	1.5	GE Energy	Noble Environmental	
NY	Wethersfield	126	84	1.5	GE Energy	Noble Environmental	
OR	Wheatfield	96.6	46	2.1	Suzlon	Horizon	Snohomish County PUD
OR	Hay Canyon	100.8	48	2.1	Suzlon	Iberdrola Renewables	Snohomish County PUD
OR	Pebble Springs	98.7	47	2.1	Suzlon	Iberdrola Renewables	Southern California Public Power Authority
SD	Wessington Springs	51	34	1.5	GE Energy	Babcock & Brown	Heartland Consumers Power District
TX	Majestic	79.5	53	1.5	GE Energy	Babcock & Brown	
TX	South Trent Mesa	101.2	44	2.3	Siemens	Babcock & Brown	
TX	JD Wind 7	10	8	1.25	Suzlon	John Deere Wind/DWS	Xcel Energy
TX	Panther Creek II	115.5	77	1.5	GE Energy	E.On Climate & Renewables	
TX	Pyron Wind Farm	249	166	1.5	GE Energy	E.On Climate & Renewables	
TX	Barton Chapel	120	60	2	Gamesa	Iberdrola Renewables	

New Wind Power Projects, completed through the end of March 2009 (continued)

Table 1 lists new wind power projects that have been brought on-line and commissioned in the first quarter of this year, as reported to AWEA by its project developer and manufacturer member companies. As long as project is producing power, project commissioning date is at discretion of project owner. Results are preliminary.

Q1 2009		2,860	1,634				
TX	Great Plains	114	76	1.5	GE Energy	Noble Environmental	
WI	Butler Ridge	54	36	1.5	GE Energy	Babcock & Brown	WPPI
WY	Glenrock III	39	26	1.5	GE Energy	PacifiCorp	PacifiCorp
WY	Rolling Hills	99	66	1.5	GE Energy	PacifiCorp	PacifiCorp

Wind Power Projects, currently under construction

Table 3 lists wind power projects that are under construction, as reported to AWEA by its project developer member companies. AWEA will report project numbers quarterly. Reporting under construction projects is at the discretion of the project developer. This is not necessarily a comprehensive list of wind power plants currently under construction. A blank cell or n/a means that the information was not available.

State	Project Name	Capacity (in MW)	Number of Turbines	Turbine Rating (in MW)	Turbine Manufacturer	Project Developer	Power Purchaser (when available)
Under Construction for Completion in 2009 or 2010							
AZ	Dry Lake	63	20	2.1	Suzlon	Iberdrola Renewables	Salt River Project
CA	Pine Tree extension	15	10	1.5	GE Energy	LADWP	LADWP
CA	San Geronio Farms (repower)	5	10	0.5	Vestas-RBB	San Geronio Farms	
CO	Northeastern Colorado Wind Energy Center	174.3	n/a	n/a	n/a	NextEra Energy	Xcel Energy
IA	Crane Creek	99	66	1.5	GE Energy	enXco	Wisconsin Public Service
IA	Crystal Lake - Clipper	10	4	2.5	Clipper	NextEra Energy	
IA	Lost Lakes	100.65	61	1.65	Vestas	Horizon	n/a
IA	Whispering Willow I	199.65	121	1.65	Vestas	Alliant (Interstate Power & Light)	Alliant (Interstate Power & Light)
IL	Big Sky	239.4	114	2.1	Suzlon	Edison Mission Group	n/a
IL	EcoGrove	100.5	67	1.5	Acciona WP	Acciona Energy	
IL	Grand Ridge II & III	100.5	67	1.5	GE Energy	Invenergy	n/a
IL	Railsplitter	100.5	67	1.5	GE Energy	Horizon	n/a
IL	Top Crop	102	68	1.5	GE Energy	Horizon	n/a

Wind Power Projects, currently under construction (continued)

Table 2 lists wind power projects that are under construction, as reported to AWEA by its project developer member companies. AWEA will report project numbers quarterly. Reporting under construction projects is at the discretion of the project developer. This is not necessarily a comprehensive list of wind power plants currently under construction. A blank cell or n/a means that the information was not available.

State	Project Name	Capacity (in MW)	Number of Turbines	Turbine Rating (in MW)	Turbine Manufacturer	Project Developer	Power Purchaser (when available)
IN	Fowler Ridge II	199.5	133	1.5	GE Energy	BP Alternative Energy	AEP/Vectren Energy
IN	Hoosier	106	53	2	REpower	enXco	Indiana Power & Light
IN	Meadow Lake	199.65	121	1.65	Vestas	Horizon	n/a
MA	Mark Richey Woodworking	0.6	1	0.6		Mark Richey Woodworking	Mark Richey Woodworking
MA	Mount Wachusetts wind farm	3	2	1.5		Princeton Municipal Light	Princeton Municipal Light
ME	Kibby Mountain, phase I	66	22	3	Vestas	TransCanada	n/a
ME	Stetson Wind expansion	25.5	17	1.5	GE Energy	First Wind	
MI	Stoney Corners - REpower	14	7	2	REpower	Heritage Sustainable Energy	n/a
MN	Ridgewind	26				Ridgewind Power Partners	Xcel Energy
MN	Uilk	4.5				Uilk Wind Farm	Xcel Energy
MN	Valley View	9.9				Valely View Transmission	Xcel Energy
MO	Lost Creek	150	100	1.5	GE Energy	Wind Capital Group	Associated Electric Cooperative

Wind Power Projects, currently under construction (continued)

Table 2 lists wind power projects that are under construction, as reported to AWEA by its project developer member companies. AWEA will report project numbers quarterly. Reporting under construction projects is at the discretion of the project developer. This is not necessarily a comprehensive list of wind power plants currently under construction. A blank cell or n/a means that the information was not available.

State	Project Name	Capacity (in MW)	Number of Turbines	Turbine Rating (in MW)	Turbine Manufacturer	Project Developer	Power Purchaser (when available)
ND	Ashtabula II (OTPC)	49.5	33	1.5	GE Energy	NextEra Energy Resources/ Otter Tail Power Co.	Otter Tail Power Co.
ND	Bison Wind	75.9	33	2.3	Siemens	Minnesota Power	Minnesota Power
ND	Rugby	149.1	71	2.1	Suzlon	Iberdrola Renewables	
NE	Crofton Hills	42				Juhl Energy Development	NPPD
NM	High Lonesome	100	40	2.5	Clipper	Edison Mission Group	n/a
NY	Noble Belmont	21	14	1.5	GE Energy	Noble Environmental	n/a
OK	Blue Canyon V	99	66	1.5	GE Energy	Horizon	Public Service Co. of Oklahoma
OK	OU Spirit	101.2	44	2.3	Siemens	CPV/OG&E	OG&E
OR	Biglow Canyon, phase II	149.5	65	2.3	Siemens	Portland General Electric	Portland General Electric
OR	Echo 8-9	20	10	2	REpower	John Deere Wind	PacifiCorp
OR	Threemile Canyon	9.9	6	1.65	Vestas	John Deere Wind	PacifiCorp
OR	Willow Creek	72	48	1.5	GE Energy	Invenergy	n/a
PA	Armenia Mountain	100.5	67	1.5	GE Energy	AES	n/a
PA	Highland Wind	62.5	25	2.5	Nordex	Everpower Renewables	n/a

Wind Power Projects, currently under construction (continued)

Table 2 lists wind power projects that are under construction, as reported to AWEA by its project developer member companies. AWEA will report project numbers quarterly. Reporting under construction projects is at the discretion of the project developer. This is not necessarily a comprehensive list of wind power plants currently under construction. A blank cell or n/a means that the information was not available.

State	Project Name	Capacity (in MW)	Number of Turbines	Turbine Rating (in MW)	Turbine Manufacturer	Project Developer	Power Purchaser (when available)
PA	North Allegheny	70	35	2	Gamesa	Duke Energy	n/a
PA	Stony Creek	52.5	35	1.5	GE Energy	E.On CLimate & Renewables	n/a
SD	Titan I	25	10	2.5	Clipper	BP Alternative Energy/Clipper	n/a
TX	Gulf Wind	283.2	118	2.4	Mitsubishi	Babcock & Brown	n/a
TX	Inadale	197	197	1	Mitsubishi	E.On Climate & Renewables	n/a
TX	Panther Creek III	199.5	133	1.5	GE Energy	E.On Climate & Renewables	n/a
TX	Papalote Creek	179.85	109	1.65	Vestas	E.On Climate & Renewables	CPS San Antonio
TX	Sunray II	39	26	1.5	GE Energy	Valero Energy	McKee Refinery & Xcel Energy
UT	Milford Wind Corridor, phase I (Clipper)	145	58	2.5	Clipper	First Wind	n/a
UT	Milford Wind Corridor, Phase I GE Energy)	58.5	39	1.5	GE Energy	First Wind	Southern California Public Power Authority
WA	Harvest Wind Farm	98.9	43	2.3	Siemens	Cowlitz PUD, Lakeview Light & Power, Peninsula Light, & EWEB	Cowlitz PUD, Lakeview Light & Power, Peninsula Light, & EWEB
WA	Wild Horse II	44	22	2	Vestas	Puget Sound Energy	Puget Sound Energy

Wind Power Projects, currently under construction (continued)

Table 2 lists wind power projects that are under construction, as reported to AWEA by its project developer member companies. AWEA will report project numbers quarterly. Reporting under construction projects is at the discretion of the project developer. This is not necessarily a comprehensive list of wind power plants currently under construction. A blank cell or n/a means that the information was not available.

State	Project Name	Capacity (in MW)	Number of Turbines	Turbine Rating (in MW)	Turbine Manufacturer	Project Developer	Power Purchaser (when available)
WA	Windy Point II	262.2	114	2.3	Siemens	Cannon Power Corp.	n/a
WV	Beech Ridge	100.5	67	1.5	GE Energy	Invenergy	AEP-Appalachian Power
WY	Campbell Hill	99	66	1.5	GE Energy	Duke Energy	n/a
WY	McFadden Ridge	28.5	19	1.5	GE Energy	PacifiCorp	PacifiCorp
WY	Silver Sage	42	20	2.1	Suzlon	Duke Energy	n/a
WY	High Plains	99	66	1.5	GE Energy	PacifiCorp	PacifiCorp

Project Definitions

Definitions (the last two – web link and WEW reference – are not currently being used in the report, and therefore will come out of the definitions for now).

Term	Abbrev.	Description	Information Source
Capacity (in Megawatts)	MW	Total nameplate capacity rating of assembly of turbines	Information as received from project developer at end of each quarter.
Completion Date		Date on which wind project is considered to be operational. Usually "Commercial Operation Date".	Specific criteria for "Completion" is at the discretion of the project developer.
Merchant or "market"		Wind power plants that are built without a traditional long-term power purchase agreement, instead selling power into a spot-market, sometimes with a hedge contract, or an option to sell the power at a certain price in the future.	Project developer or owner
Owner/Equity Partner		Company or companies that will have a managing interest in project when it is complete, though they may not have 100% ownership. Does not usually include structural equity investors.	Project developer or owner
Power Purchaser		Utility contracted to purchase power under long-term Power Purchase Agreement (PPA) contract or use the power in case of utility ownership	project developer or power purchaser
Project Developer		Company or companies managing most aspects of project development process. Is often a joint effort among several companies.	project developer
Project Name		Name supplied by project developer	project developer
Turbine Manufacturer		Turbine vendor or supplier	project developer or turbine manufacturer
Turbine Rating (in Megawatts)	MW	Nameplate capacity rating of each turbine – typically the maximum potential power output of the turbine generator	project developer